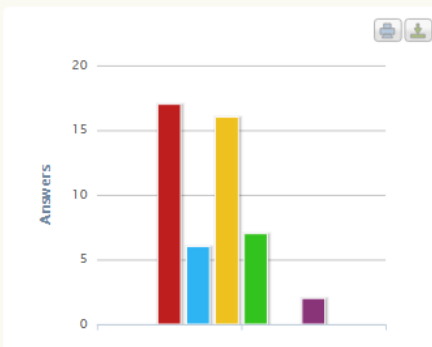




October 2015 – Provider Status Expectations

1 | In my state the benefit of provider status for pharmacists I WANT to receive is:*

Statistics diagram

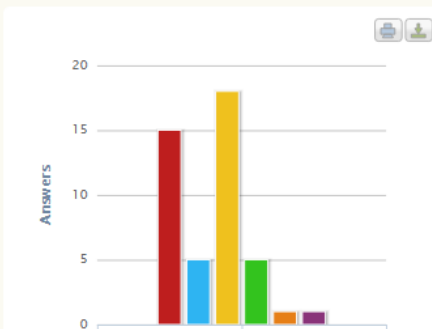


Numeric statistics

Question Options	Number of answers	Percent
Experiential / job satisfaction & opportunities	17	35.4%
Altruistic / community service	6	12.5%
Financial / increased income	16	33.3%
Status / prestige in health care community	7	14.6%
Other	0	0%
None of the above	2	4.2%
Summary:	48	

2 | In my state the benefit of provider status for pharmacists I EXPECT to see is:*

Statistics diagram

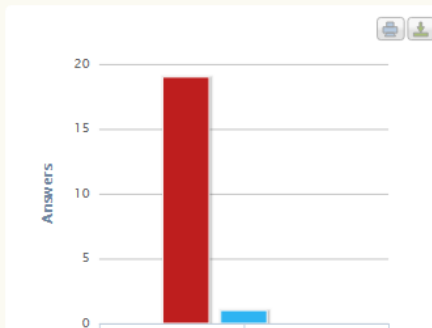


Numeric statistics

Question Options	Number of answers	Percent
Experiential / job satisfaction & opportunities	15	33.3%
Altruistic / community service	5	11.1%
Financial / increased income	18	40%
Status / prestige in health care community	5	11.1%
Other	1	2.2%
None of the above	1	2.2%
Summary:	45	

3 | Your practice setting / category:*

Statistics diagram



Numeric statistics

Question Options	Number of answers	Percent
Pharmacist	19	95%
Pharmacy Advocacy	1	5%
Pharmacist Supporter	0	0%
Summary:	20	